

# FORTREZZ®

SOLID TIMBER CORE DOORS



Platinum<sup>®</sup>  
**NRG**

## SUPERB ENERGY EFFICIENCY TECHNICALLY ADVANCED, MACHINE MADE, EFFICIENT DOOR SYSTEM

- All materials are sourced from British based companies and our doors are manufactured & assembled in Britain.
- Technical advances & highly efficient multi-chambered PVCu outer frames for maximum strength & insulating properties.
- From recycled water used during the manufacturing process, to large stock holdings that reduce our vehicles carbon emissions, we make every attempt to minimise our impact on the environment.
- Our modern factories with state of the art machinery ensures that the doors are manufactured with the minimum of energy consumption.
- From lighting facilities that dim in the sun and go out when there is no movement within the area, to a logistics fleet that is Euro 6 compliant, we take our responsibility as a manufacturer extremely seriously.
- Our products are highly energy efficient and carry BFRC certification to help you understand their values and the effect on our environment.



# INTRODUCING

## THE FORTREZZ® SOLID TIMBER CORE DOOR



**48mm**  
SOLID TIMBER  
CORE

### INNER STRENGTH OUTER BEAUTY

The vast range of FORTREZZ® Composite Doors combines all the benefits of modern materials, state of the art manufacturing and unrivalled good looks...

### FORTREZZ® INSIDE

With a unique and unequalled 48mm thick cross bonded, veneered and laminated solid timber core, the door delivers strength and dimensional stability that simply cannot be matched by other products.

FORTREZZ® Doors are made up of no less than 17 separate laminations which makes the door almost 10% thicker than most other Composite Doors currently on the market today. With such levels of durability, looks and obvious security, our doors offer you complete peace of mind.

FORTREZZ® doors are manufactured in the UK and are compliant with all the required quality standards. The doors are constructed under the umbrella of the BMTrada Quality Management System, they possess all the necessary CE markings requirements, are Building Regulations Document Q compliant as well as carrying the coveted "Secured By Design" certification if required.

All our FORTREZZ® doors are fitted with the highest level of key locks which are both 3\* and SOLD SECURE security tested and approved. There is no better standard available in today's marketplace.



**20**  
COLOURS  
TO CHOOSE  
FROM






# 5 STYLES

## THE BEGINNINGS OF YOUR BESPOKE DOOR

All of our Fortrezz doors are designed on top of 5 different styles of underlying panel. Into each panel we create the design using a combination of glass panels, glass patterns together with a range of hardware to form your own door. All styles of doors can be used for any period of property in any location, however, as a guide...

### RUSTIC



The Rustic Collection - as it's name suggests - is based on the designs of original timber doors used in country or rural locations.

They emulate the planked timber construction methods employed by this type of door.

Two similar styles are used - a fully-planked design or one with planks set inside a frame. This frame would traditionally be a top and bottom rail running horizontally and two vertical stiles (latch stile and hinge stile).

### CLASSIC



The Classic Collection is more typical of the suburban architectural styles of the last two centuries.

Loosely based on Georgian proportions and would have traditionally been made up with raised or 'fielded' panels set into the frame of the door. Each panel would have a decorative, sculptured moulding around it irrespective of whether it was solid or glazed.

The same methods of construction would be found in wooden furniture of the same periods.

### METRO



The Metro Collection is a simpler, more modern design that uses either a plain, non-decorative panel or a horizontal planked design that has been used in modern timber doors.

By their very nature, they don't need to comply with any visual style or architectural discipline. Glazing designs can be very geometric to emphasise their contemporary style and all designs work well in bold or subtle colours.

# STRONG, SECURE, SAFE WHICHEVER DOOR YOU CHOOSE FROM THOSE ON OFFER, YOUR SECURITY COMES AS STANDARD...

We know from experience and because we've spent many years listening to our customers that peace of mind is essential. It's not enough to have a great looking product, it's not enough to have one that performs well during the harshest winter, or the hottest summer. When you come home at night and close the door behind you, you'll want to know that you're safe!

FORTREZZ® Doors are fitted, as standard, with the very latest and highest level of security locking systems currently available. There are no 'upgrade' issues, no having to re-think budgets after you've chosen your ideal door - it's all included within the product cost.



Each standard door consists of 5 morticed Hook Bolts. There are two at the top of the door, one in the centre and a second pair at the bottom. Each of these pairs work together to hook towards one another and ensure that not only can they deter entry by force, they are able to stop any attempt to lever the door apart - in any direction!



“ WE SPENT A  
FORTUNE ON THE  
ITEMS FOR OUR HOME,  
RISKING ALL OF THAT  
FOR THE SAKE OF  
ANYTHING LESS THAN  
THE SAFEST OF FRONT  
DOOR WOULD HAVE  
BEEN MADNESS ”





**SUBSTANTIAL SOLID  
LAMINATED AND  
VENEERED  
LUMBER CORE  
SECURE, STRONG AND  
RESISTANT TO ATTACK**



## **SOLID CORE ABSOLUTE SECURITY**

Built from up to 17 layers of laminated solid timber, our doors are 10% thicker than your average door!

Kerto is a laminated veneered lumber (LVL) that delivers unparalleled strength and dimensional stability. The engineered make up comprises of cross-bonded veneers that greatly enhance lateral stability and stiffness. The combinations of all these elements make this a natural choice for high security Composite Doors.

Kerto products are CE marked and certified by VVT Technical Research Centre of Finland, No 184/03.

## **PEACE OF MIND**

FORTREZZ® doors are manufactured in the UK using UK based component companies to create the finished product. Our doors are fabricated to exacting standards and are compliant with all the necessary quality standards.

Our doors are constructed under the umbrella of the BMTrada Quality Management System. They possess all necessary CE marking requirements, are Building Regulations Document Q compliant and also carry the coveted 'Secured By Design' security standard if specified. All our doors are fitted with the highest level of key locks which are both 3\* and SOLD SECURE security tested and approved. There is no better standard available in today's marketplace.





WHITE\*



WHITE FOILED\*




CREAM\*



PEBBLE



DUCK EGG BLUE



TURQUOISE



CHARTWELL GREEN\*



RACING GREEN



FRENCH NAVY



RICH RED



IRISH OAK\*



# COLOURS

## BLACK DOORS

The new Raven Black finish is a true black rather than the warmer Schwarzbraun Black.

Raven Black does **NOT** match the black foil frame we offer.

To match a black frame and door, please select **Schwarzbraun Black** for the door and **Black** for the frame.



GOLDEN OAK\*



WALNUT



SCHWARZBRAUN BLACK\*



MAHOGANY\*



ROSEWOOD\*



PEARL GREY



ELEPHANT GREY



ANTHRACITE GREY\*



RAVEN BLACK

\*Denotes colours match frame options



**MAYON**  
IRISH OAK



**GRASMOOR**  
PEARL GREY



**BEN NEVIS**  
GOLDEN OAK



**BREDON**  
DUCK EGG BLUE



**MCKINLEY**  
RAVEN BLACK



**MARDALE**  
WALNUT



**BRECON**  
RED



**WHITNEY**  
SCHWARZBRAUN

# SOLID DOORS



**MAYON**  
PEARL GREY



# BERWYN

## CLASSIC COLLECTION



**ORNATE**  
DUCK EGG



**ORNATE**  
MAHOGANY



**ELIZABETHAN RED**  
IRISH OAK



**ELIZABETHAN RED**  
RICH RED



**SPRING**  
ANTHRACITE GREY



**SARAH**  
RACING GREEN



**SPRING**  
TURQUOISE PASTEL



# BOWMONT

## CLASSIC COLLECTION



**ASPIRE JADE**  
CHARTWELL GREEN



**OPAL**  
GOLDEN OAK



**SATIN**  
SCHWARZBRAUN BLACK



**ASPIRE AZURE**  
DUCK EGG



**VIRTUE**  
BLACK



**SPRING**  
ANTHRACITE



**HARMONY**  
CREAM

CLASSIC COLLECTION

# CADER IDRIS

## CLASSIC COLLECTION



**SATIN**  
PEBBLE



**SATIN**  
CHARTWELL GREEN



**SATIN**  
CREAM



**SATIN**  
RICH RED



**SATIN**  
TURQUOISE



**SPRING**  
IRISH OAK



**SARAH**  
WALNUT



# CHEVIOT

## CLASSIC COLLECTION



**ELEGANCE**  
CHARTWELL GREEN



**ASPIRE AZURE**  
IRISH OAK



**SARAH**  
WALNUT



**OPAL**  
ANTHRACITE GREY



**HARMONY**  
RACING GREEN



**SATIN**  
PEARL GREY



**MURANO BLACK**  
BLUE

CLASSIC COLLECTION

**FORTREZZ®**

SOLID TIMBER CORE DOORS

# CLASSIC COLLECTION



**GRAPHITE**  
ANTHRACITE GREY



**EDWARDIAN**  
CHARTWELL GREEN



**ASPIRE AZURE**  
IRISH OAK



**EDWARDIAN NUMBER**  
ROSEWOOD



**MURANO BLACK**  
WALNUT



**SARAH**  
FRENCH NAVY



**GEORGIAN**  
SCHWARZBRAUN



**GEORGIAN**  
PEBBLE



# EIGER

## CLASSIC COLLECTION



**EIGER GEORGIAN**



**OBSCURE**  
TURQUOISE



**ASPIRE RUBY**  
RICH RED



**RIVIERA**  
RACING GREEN



**GEORGIAN**  
PEARL GREY

CLASSIC COLLECTION

**FORTREZZ®**

SOLID TIMBER CORE DOORS

# CLASSIC COLLECTION



**ASPIRE AZURE**  
DUCK EGG BLUE



**VIRTUE**  
PEBBLE



**OPAL**  
ANTHRACITE GREY



**HARMONY**  
SCHWARZBRAUN



# ELBRUS

## CLASSIC COLLECTION



**ELEGANCE**  
RACING GREEN



**ASPIRE RUBY**  
IRISH OAK



**GRAPHITE**  
ROSEWOOD



**DIAMONTE**  
FRENCH NAVY



**SPRING**  
TURQUOISE



**OPAL**  
ANTHRACITE GREY



**HARMONY**  
SCHWARZBRAUN



**GAVALAS**  
RICH RED

CLASSIC COLLECTION

# ETNA

## CLASSIC COLLECTION



**DIAMONTE**  
WHITE



**KATRINA**  
FRENCH NAVY



**OLYMPIAS CLEAR**  
GOLDEN OAK



**KERNER**  
RACING GREEN



**FRANSOLA**  
WALNUT



**ATLANTIC CLEAR**  
CREAM



**SATIN**  
ANTHRACITE GREY



# LINGMELL

## CLASSIC COLLECTION



**RIVIERA**  
WALNUT



**SPRING**  
CHARTWELL GREEN



**OBSCURE**  
SCHWARZBRAUN



**HARMONY**  
IRISH OAK



**OBSCURE**  
GOLDEN OAK



**HARMONY**  
RACING GREEN



**RIVIERA**  
RICH RED

CLASSIC COLLECTION

# MONTE ROSA

## CLASSIC COLLECTION



**OPAL**  
DUCK EGG BLUE



**FRANSOLA**  
WALNUT



**KATRINA**  
FRENCH NAVY



**SATIN**  
ANTHRACITE GREY



**BRILLIANCE**  
CHARTWELL GREEN



**OPAL**  
CREAM



**ADINA**  
IRISH OAK



# MONT BLANC

## CLASSIC COLLECTION



**HARMONY**  
RICH RED



**OPAL**  
MAHOGANY



**RIVIERA**  
WALNUT



**BULLION**  
GOLDEN OAK



**HARMONY**  
WHITE



**GAVALAS**  
RACING GREEN



**ASPIRE**  
PEBBLE

CLASSIC COLLECTION

# OLYMPUS

## CLASSIC COLLECTION



**BRILLIANCE**  
GOLDEN OAK



**MURANO**  
ANTHRACITE GREY



**GRAPHITE**  
SCHWARZBRAUN



**EDEN**  
CHARTWELL GREEN



**BRILLIANCE**  
RACING GREEN



**GEORGIAN**  
IRISH OAK



**SARAH**  
PEARL GREY



# PELMO

## CLASSIC COLLECTION



**SPRING**  
FRENCH NAVY



**ELEGANCE**  
MAHOGANY



**GEORGIAN**  
SCHWARZBRAUN



**OPAL**  
RED



**ADINA**  
PEBBLE



**DIAMONTE**  
PEARL GREY



**GEORGIAN**  
CREAM

CLASSIC COLLECTION

**FORTREZZ®**

SOLID TIMBER CORE DOORS

# CLASSIC COLLECTION



**SATIN**  
ELEPHANT GREY



**OBSCURE**  
RICH RED



**OBSCURE**  
SCHWARZBRAUN



**OBSCURE**  
TURQUOISE



**OBSCURE**  
WALNUT



**OBSCURE**  
PEARL GREY



**OBSCURE**  
ROSEWOOD

# PENTLAND

## CLASSIC COLLECTION



**OBSCURE**  
FRENCH NAVY



**OBSCURE**  
CREAM



**OBSCURE**  
GOLDEN OAK



**OBSCURE**  
ANTHRACITE GREY



**OBSCURE**  
IRISH OAK



**OBSCURE**  
MAHOGANY



**OBSCURE**  
PEBBLE



**OBSCURE**  
RACING GREEN

CLASSIC COLLECTION



# SCAFELL

## CLASSIC COLLECTION



**KERNER**  
CREAM



**SATIN**  
WHITE



**SPRING**  
ANTHRACITE GREY



**HARMONY**  
GOLDEN OAK



**GRAPHITE**  
RACING GREEN



**SARAH**  
SCHWARZBRAUN



**HARMONY**  
DUCK EGG BLUE



**OBSCURE**  
CHARTWELL GREEN





**SATIN**  
PEARL GREY



**RIVIERA**  
IRISH OAK



**GRAPHITE**  
RICH RED



**SPRING**  
FRENCH NAVY

CLASSIC COLLECTION

**FORTREZZ®**

SOLID TIMBER CORE DOORS

# CLASSIC COLLECTION



**SPRING**  
FRENCH NAVY



**ASPIRE AZURE**  
DUCK EGG BLUE



**DIAMONTE**  
RACING GREEN



**RIVIERA**  
ELEPHANT GREY



# SKIDDAW

## CLASSIC COLLECTION



**ASPIRE**  
IRISH OAK



**MURANO**  
MAHOGANY



**SARAH**  
PEBBLE



**SPRING**  
RICH RED



**PACIFIC**  
TURQUOISE



**HARMONY**  
ANTHRACITE GREY



**EDWARDIAN**  
CREAM



**EDWARDIAN NUMBER**  
CHARTWELL GREEN

CLASSIC COLLECTION



# SNOWDON

## CLASSIC COLLECTION



**GEORGIAN**  
SCHWARZBRAUN



**GEORGIAN**  
WHITE



**DECO**  
CREAM



**SPRING**  
IRISH OAK



**MURANO**  
PEARL GREY



**ELEGANCE**  
SCHWARZBRAUN



**SATIN**  
RICH RED

# TATE

## CLASSIC COLLECTION



**GEORGIAN**  
TURQUOISE



**HARMONY**  
ANTHRACITE GREY



**SARAH**  
FRENCH NAVY



**DIAMONTE**  
CREAM



**ELEGANCE**  
SCHWARZBRAUN



**LINEAR**  
MAHOGANY



**GEORGIAN**  
DUCK EGG BLUE

CLASSIC COLLECTION

# WENTWOOD

## CLASSIC COLLECTION



**OBSCURE**  
DUCK EGG BLUE



**SARAH**  
RICH RED



**GRAPHITE**  
IRISH OAK



**RIVIERA**  
WALNUT



**OBSCURE**  
CREAM



**HARMONY**  
GOLDEN OAK



**SATIN**  
SCHWARZBRAUN



# WALTON

## CLASSIC COLLECTION



**SCEPTRE**  
PEBBLE



**SARAH**  
TURQUOISE



**SPRING**  
FRENCH NAVY



**OBSCURE**  
RICH RED



**MURANO**  
ANTHRACITE GREY



**GRAPHITE**  
SCHWARZBRAUN



**RIVIERA**  
PEARL GREY

CLASSIC COLLECTION

# ABBOTT

## RUSTIC COLLECTION



**MURANO BLACK**  
SCHWARZBRAUN  
BLACK



**DIAMONTE**  
WHITE



**OPAL**  
FRENCH NAVY



**VIRTUE**  
RICH RED



**SATIN**  
DUCK EGG



**ASPIRE RUBY**  
GOLDEN OAK



**ASPIRE JADE**  
CHARTWELL GREEN

# CALVA

## RUSTIC COLLECTION



**SPRING**  
TURQUOISE



**MURANO**  
ANTHRACITE GREY



**ASPIRE**  
IRISH OAK



**SATIN**  
PEBBLE



**RIVIERA**  
WALNUT



**DIAMANTE**  
CREAM



**GRAPHITE**  
SCHWARZBRAUN

RUSTIC COLLECTION



# CLEEVE

## RUSTIC COLLECTION



**BULLION**  
ANTHRACITE GREY



**SATIN**  
RICH RED



**BULLION**  
IRISH OAK



**SATIN**  
RACING GREEN



**BULLION**  
SCHWARZBRAUN



**SATIN**  
PEBBLE



**BULLION**  
WHITE

# COOMBE

## RUSTIC COLLECTION



**SARAH**  
ANTHRACITE GREY



**OPAL**  
CHARTWELL GREEN



**ASPIRE**  
GOLDEN OAK



**FRANSOLA**  
WALNUT



**KATRINA**  
FRENCH NAVY



**SATIN**  
PEBBLE



**SATIN**  
ELEPHANT GREY

RUSTIC COLLECTION

# ELDON

## RUSTIC COLLECTION



**BULLION**  
FRENCH NAVY



**SATIN**  
CREAM



**OBSCURE**  
PEARL GREY



**BULLION**  
IRISH OAK



**SATIN**  
RICH RED



**SATIN**  
SCHWARZBRAUN



**SATIN**  
ROSEWOOD



# ESK

## RUSTIC COLLECTION



**HARMONY**  
RACING GREEN



**OPAL**  
ANTHRACITE GREY



**DIAMONTE**  
GOLDEN OAK



**RIVIERA**  
PEARL GREY



**MURANO**  
RICH RED



**RIVIERA**  
WALNUT



**ELEGANCE**  
CREAM

RUSTIC COLLECTION

# GIBSON

## RUSTIC COLLECTION



**OBSCURE**  
CHARTWELL GREEN



**BULLION**  
FRENCH NAVY



**SATIN**  
RACING GREEN



**SATIN**  
RICH RED



**BULLION**  
CREAM



**BULLION**  
IRISH OAK



**OBSCURE**  
PEBBLE GREY

# HALLIN

## RUSTIC COLLECTION



**GRAPHITE**  
SCHWARZBRAUN



**ASPIRE**  
IRISH OAK



**MURANO**  
RACING GREEN



**SARAH**  
PEBBLE



**SARAH**  
TURQUOISE



**OPAL**  
WALNUT



**HARMONY**  
ANTHRACITE GREY

RUSTIC COLLECTION



# HOLME

## RUSTIC COLLECTION



**ASPIRE JET**  
IRISH OAK



**ASPIRE JADE**  
RACING GREEN



**HARMONY**  
WHITE



**DIAMONTE**  
RICH RED



**MURANO BLACK**  
CHARTWELL GREEN



**SARAH**  
WALNUT



**OPAL**  
MAHOGANY

# KENTMERE

## RUSTIC COLLECTION



**SATIN**  
CREAM



**BULLION**  
SCHWARZBRAUN



**SATIN**  
PEBBLE



**BULLION**  
IRISH OAK



**BULLION**  
RICH RED



**BULLION**  
ANTHRACITE GREY



**SATIN**  
PEARL GREY

RUSTIC COLLECTION

# KIT

## RUSTIC COLLECTION



**HARMONY**  
SCHWARZBRAUN



**ASPIRE JET**  
IRISH OAK



**SARAH**  
PEARL GREY



**MURANO**  
RICH RED



**ASPIRE RUBY**  
FRENCH NAVY



**DIAMONTE**  
GOLDEN OAK



**GAVALAS**  
CHARTWELL GREEN



# KNOTT

## RUSTIC COLLECTION



**SATIN**  
FRENCH NAVY



**DIAMONTE**  
CHARTWELL GREEN



**ASPIRE**  
GOLDEN OAK



**SARAH**  
TURQUOISE



**GAVALAS**  
SCHWARZBRAUN



**SPRING**  
PEBBLE



**BULLION**  
CREAM

RUSTIC COLLECTION

# LINGMOOR

## RUSTIC COLLECTION



**ASPIRE JADE**  
RACING GREEN



**ADINA**  
IRISH OAK



**HARMONY**  
PEBBLE



**DECO**  
ROSEWOOD



**LINEAR**  
RICH RED



**GRACIA**  
PEARL GREY



**GRAPHITE**  
TURQUOISE

# MALVERN

## RUSTIC COLLECTION



**ASPIRE**  
IRISH OAK



**PACIFIC**  
WALNUT



**DIAMONTE**  
RICH RED



**MURANO**  
ANTHRACITE GREY



**EDWARDIAN**  
CREAM



**SARAH**  
TURQUOISE



**DIAMONTE**  
GOLDEN OAK

RUSTIC COLLECTION



# NAB

## RUSTIC COLLECTION



**SATIN**  
WALNUT



**SATIN**  
ANTHRACITE GREY



**OPAL**  
PEARL GREY



**MURANO BLUE**  
DUCK EGG BLUE



**ASPIRE AZURE**  
FRENCH NAVY



**GAVALAS GREEN**  
RACING GREEN



**BULLION**  
ROSEWOOD

# SANFORD

## RUSTIC COLLECTION



**MURANO GREEN**  
TURQUOISE



**ELEGANCE**  
RICH RED



**GRACIA GREEN**  
RACING GREEN



**DECO**  
CREAM



**SATIN**  
WALNUT



**EDEN**  
PEARL GREY



**VIRTUE**  
IRISH OAK

RUSTIC COLLECTION

# STARLING

## RUSTIC COLLECTION



**SATIN**  
ELEPHANT GREY



**OBSCURE**  
PEARL GREY



**BULLION**  
ANTHRACITE GREY



**BULLION**  
SCHWARZBRAUN



**BULLION**  
FRENCH NAVY



**OBSCURE**  
PEBBLE



**OBSCURE**  
MAHOGANY



# STANLEY

## RUSTIC COLLECTION



**OBSCURE**  
RICH RED



**BULLION**  
GOLDEN OAK



**OBSCURE**  
WALNUT



**GRAPHITE**  
SCHWARZBRAUN BLACK



**SARAH**  
TURQUOISE



**SATIN**  
PEBBLE



**MURANO**  
ANTHRACITE GREY

RUSTIC COLLECTION

# TOVE

## RUSTIC COLLECTION



**MURANO BLACK**  
RACING GREEN



**HARMONY**  
RICH RED



**MURANO**  
ANTHRACITE GREY



**ASPIRE**  
IRISH OAK



**ELEGANCE**  
CHARTWELL GREEN



**GAVALAS**  
ROSEWOOD



**SARAH**  
PEARL GREY

# TYREE

## RUSTIC COLLECTION



**ASPIRE**  
IRISH OAK



**SARAH**  
TURQUOISE



**SPRING**  
RACING GREEN



**OPAL**  
MAHOGANY



**HARMONY**  
RICH RED



**GRAPHITE**  
SCHWARZBRAUN



**SATIN**  
PEBBLE

RUSTIC COLLECTION



# AINOS

## METRO COLLECTION



**ASPIRE JADE**  
IRISH OAK



**MURANO**  
FRENCH NAVY



**EDWARDIAN**  
CREAM



**OPAL**  
WHITE



**SARAH**  
WALNUT



**RIVIERA**  
MAHOGANY



**ASPIRE**  
RACING GREEN

# ALTO

## METRO COLLECTION



**EDEN**  
ANTHRACITE GREY



**KERNER**  
RACING GREEN



**BRILLIANCE**  
CHARTWELL GREEN



**HARMONY**  
PEBBLE



**SARAH**  
SCHWARZBRAUN



**LINEAR**  
RICH RED



**ADINA**  
IRISH OAK

METRO COLLECTION

# ANETO

## METRO COLLECTION



**OBSCURE**  
PEARL GREY



**SARAH**  
PEBBLE



**HARMONY**  
ANTHRACITE GREY



**BULLION**  
GOLDEN OAK



**RIVIERA**  
TURQUOISE



**GRAPHITE**  
WHITE



**ASPIRE**  
SCHWARZBRAUN



# APO

## METRO COLLECTION



**KATRINA**  
FRENCH NAVY



**EDEN**  
ANTHRACITE GREY



**BRILLIANCE**  
CHARTWELL GREEN



**LINEAR**  
RICH RED



**KERNER**  
RACING GREEN



**MURANO**  
CREAM



**SATIN**  
WALNUT

METRO COLLECTION

# DIRAN

## METRO COLLECTION



**SATIN**  
ELEPHANT GREY



**DIAMONTE**  
GOLDEN OAK



**MURANO**  
RACING GREEN



**ASPIRE**  
PEBBLE



**SPRING**  
TURQUOISE



**GRAPHITE**  
CHARTWELL GREEN



**SARAH**  
WALNUT

# FAIRFIELD

## METRO COLLECTION



**EDEN**  
ANTHRACITE GREY



**HARMONY**  
RICH RED



**ADINA**  
WALNUT



**SPRING**  
ROSEWOOD



**SPRING**  
IRISH OAK



**SARAH**  
FRENCH NAVY



**OBSCURE**  
CHARTWELL GREEN

METRO COLLECTION



# FUJI

## METRO COLLECTION



**KERNER**  
CREAM



**HARMONY**  
GOLDEN OAK



**GRAPHITE**  
IRISH OAK



**RIVIERA**  
PEBBLE



**SARAH**  
SCHWARZBRAUN



**KERNER**  
PEARL GREY



**SPRING**  
ANTHRACITE GREY

# KUPPE

## METRO COLLECTION



**LINEAR**  
RICH RED



**FRANSOLA**  
WALNUT



**EDEN**  
ANTHRACITE GREY



**HARMONY**  
PEBBLE



**KATRINA**  
FRENCH NAVY



**GRAPHITE**  
TURQUOISE



**EDEN**  
ELEPHANT GREY

METRO COLLECTION

# KYO

## METRO COLLECTION



**GEORGIAN**  
CREAM



**GEORGIAN**  
SCHWARZBRAUN



**GRAPHITE**  
ANTHRACITE GREY



**SPRING**  
RICH RED



**EDWARDIAN NUMBER**  
ROSEWOOD



**MURANO**  
WALNUT



**ASPIRE**  
IRISH OAK



# MAY

## METRO COLLECTION



**SATIN**  
WHITE



**OBSCURE**  
FRENCH NAVY



**SATIN**  
IRISH OAK



**OBSCURE**  
RACING GREEN



**OBSCURE**  
PEBBLE



**SATIN**  
TURQUOISE



**SATIN**  
PEARL GREY

METRO COLLECTION

# MERON

## METRO COLLECTION



**OPAL**  
ANTHRACITE GREY



**EDWARDIAN**  
GOLDEN OAK



**ELEGANCE**  
RACING GREEN



**SCEPTRE**  
ROSEWOOD



**OBSCURE**  
WHITE



**GAVALAS**  
PEBBLE



**ASPIRE**  
CREAM

# PEN

## METRO COLLECTION



**SATIN**  
CREAM



**OBSCURE**  
RACING GREEN



**OBSCURE**  
PEARL GREY



**ORNATE**  
ANTHRACITE GREY



**OBSCURE**  
RICH RED



**OBSCURE**  
TURQUOISE



**SATIN**  
IRISH OAK

METRO COLLECTION



# POPA

## METRO COLLECTION



**MURANO BLACK**  
FRENCH NAVY



**DIAMONTE**  
PEARL GREY



**ASPIRE**  
CHARTWELL GREEN



**GAVALAS**  
MAHOGANY



**BULLION**  
FRENCH NAVY



**OBSCURE**  
RICH RED



**MURANO**  
SCHWARZBRAUN

# TUX

## METRO COLLECTION



**HARMONY**  
RICH RED



**GRAPHITE**  
ROSEWOOD



**ASPIRE**  
IRISH OAK



**OPAL**  
ANTHRACITE GREY



**MURANO**  
RACING GREEN



**SATIN**  
TURQUOISE



**MURANO BLACK**  
WHITE

METRO COLLECTION

# URNER

## METRO COLLECTION



**BULLION**  
RICH RED



**OBSCURE**  
WALNUT



**ELEGANCE**  
CHARTWELL GREEN



**MURANO**  
ANTHRACITE GREY



**ASPIRE**  
IRISH OAK



**BULLION**  
GOLDEN OAK



**SARAH**  
TURQUOISE





**SATIN**  
PEARL GREY



**SATIN**  
WHITE



**SATIN**  
DUCK EGG BLUE



**SATIN**  
ELEPHANT GREY

Our French Doors are available in an extensive range of styles, sizes and colour finishes, but to enhance the versatility further still, certain designs of doors can also be specified as an 'Offset' product. This allows narrow apertures, such as porch entrances for example, to benefit with the primary door being wider than the second 'slave' door.

The doors are fitted with a 3 point deadbolt system, locking the main door leaf into the slave leaf from top to bottom. With each set of doors having the benefit of balanced handles, it's reassuring to know that there are various colour options available to choose from.

Each door set has an interlocking central mullion which is available in either White, Polished anodised Gold or Silver finish only.

Please do note however, that French Doors are available as OPEN IN only.

Minimum width of double doors is 1728mm and the maximum is 1998mm (Including door frame) Minimum width of offset doors is 1243mm and the maximum is 1542mm (Including door frame)



**MAYON**  
ANTHRACITE GREY



**MARDALE**  
IRISH OAK

# FRENCH DOORS



**BREDON**  
WHITE



**MAY + SATIN GLAZING**  
IRISH OAK



**LINGMELL + HARMONY GLAZING**  
CREAM



**FUJI + KERNER GLAZING**  
PEARL GREY



**TATE + LINEAR GLAZING**  
RACING GREEN



**KYO + GEORGIAN GLAZING**  
ROSEWOOD



**SCAFELL + GRAPHITE GLAZING**  
TURQUOISE



**AINOS + EDWARDIAN GLAZING**  
PEBBLE



**MAYON**  
DUCK EGG BLUE





# STABLE DOORS



5

STABLE DOOR  
COLOURED  
HINGES



**BRECON**  
RICH RED



**MALVERN WITH  
MURANO GLAZING**  
SCHWARZBRAUN



**OLYMPUS WITH  
EDEN GLAZING**  
GOLDEN OAK

If you are looking for a door to suit a traditional property, or simply trying to add more convenience to your everyday lives, then look no further than a classic Stable Door. Suitable as both Front and Back Doors, they are available in an extensive array of styles and colours.

The door comes with not one, but two completely separate high security locks, with a high strength centre gearbox. A conventional handle operates the top lock and a key/thumb turn operates the bottom lock which is fitted with a roller latch for ease of use. Of course, a single key fits both parts, meaning no need to carry more than one.

- Available as OPEN IN only.
- Key operated bottom lock escutcheon.
- Central meeting rail seal is available in a choice of finishes.
- Central locking Shoot Bolt is available in a choice of finishes.



**PELMO WITH  
OBSCURE  
GLAZING**  
TURQUOISE



**SNOWDON WITH  
GEORGIAN GLAZING**  
ANTHRACITE GREY



**TATE WITH SPRING  
GLAZING**  
WHITE

# FIRE DOORS

Most FORTREZZ® doors can all be supplied as an FD30 fire door option. Combined with the unique AV2 automatic locking system, your new FORTREZZ® door will offer you complete peace of mind with its exceptional levels of security, as well as adding the benefit of Fire protection.

All of our Fire Doors are rated FD30 and tested to the tough BS EN 1734-1:2008, which is the European normative standard for fire resistance.

As well as single doors, we are also able to offer combination doors with side or top light vision panels to BS 476 Part 22:1987 - a British Standard for fire resistance. Rest assured, Building Regulations for England and Wales recognise both the above standards as valid methods of test for Fire Resistant Doors.



## WINKHAUS SLAM LOCK SAFE, SECURE AND STRONG



The AV2 lock works by means of independent spring latches that automatically engage the hooks into the receiving keeps on the outer frame when the door is slammed shut.

This process will engage a hook lock both top and bottom and in doing so, automatically make the door safe from intruders. To open the door from the inside, simply pull the internal handle down as normal to release the bolts and centre latch.

For additional security or over night use, the key can be turned through 360 degrees to engage another deadbolt and ensure the lock is secured from both the outside as well as the inside.





# SIDE PANELS



**MCKINLEY**



**WALTON**



**BEN NEVIS**



**ELBRUS**



**ANETO**



**ETNA**



**ANETO DOOR AND SIDE PANEL**  
ANTHRACITE GREY



**QUARTER**  
MOULDED



**HALF PANEL**  
FLAT GRAINED



**HALF PANEL**  
MOULDED SINGLE



**HALF PANEL**  
MOULDED TWIN

To further enhance your choices, Doors can be specified with various combinations of full height side panels or half and quarter panels which allow the additional use of simple glass units.

Your representative will be able to walk through all the available options open to you during their visit.

# DOOR HANDLES



WHITE LEVER



WHITE PAD



BLACK LEVER



BLACK PAD



SMOOTH SATIN  
LEVER



SMOOTH SATIN  
PAD



POLISHED  
CHROME LEVER



POLISHED  
CHROME PAD



POLISHED GOLD  
LEVER



POLISHED GOLD  
PAD



SMOKY CHROME  
LEVER



SMOKY CHROME  
PAD

# DESIGNER HANDLES

The premium **DUO** finish features a polished top and bottom either end of a brushed stainless steel bar.


**DUO**  
GOLD  
BAR  
HANDLE



BRUSHED  
STEEL  
BAR  
HANDLE



**DUO**  
BRUSHED  
STEEL  
BAR  
HANDLE



BRUSHED CHROME  
KNOB



DUO GOLD  
KNOB



DUO CHROME  
KNOB



SWEPT HANDLE\*\*



ROUND HANDLE\*\*



OVAL HANDLE\*\*

\*\*ONLY AVAILABLE AS AN INLINE,  
SINGLE-SPINDLE HANDLE (NO  
OFFSET, 2-SPINDLE HANDLE OPTION)



# DOOR ACCESSORIES

POLISHED  
CHROME



4" LIONS HEAD  
KNOCKER

POLISHED  
GOLD



6" ROUND LIONS HEAD  
KNOCKER

GRAPHITE



5"dia. BULL RING  
KNOCKER

POLISHED CHROME



8" VICTORIAN  
URN KNOCKER

## LETTER BOXES

POLISHED  
CHROME



BLACK



SMOKY CHROME



SMOOTH SATIN



WHITE



POLISHED GOLD

## ESCUTCHEONS



WHITE



BLACK



POLISHED  
GOLD



POLISHED  
CHROME



SMOOTH  
SATIN



SMOKY  
CHROME

# DOOR ACCESSORIES

SMOOTH  
SATIN



SMOKY  
CHROME



POLISHED  
GOLD



BLACK



POLISHED  
CHROME



SMOKY  
CHROME



6" PONY TAIL  
KNOCKER

6" MODERN  
OVAL KNOCKER

6" GEORGIAN  
SCROLL  
KNOCKER

6½" DOCTORS  
SCROLL  
KNOCKER

7" VICTORIAN  
SCROLL  
KNOCKER

8" SLIMLINE  
URN  
KNOCKER

## DOOR GUARDS

## SPY HOLES



WHITE



BLACK



POLISHED  
GOLD



WHITE



BLACK



POLISHED  
CHROME



SMOOTH  
SATIN



SMOKY  
CHROME

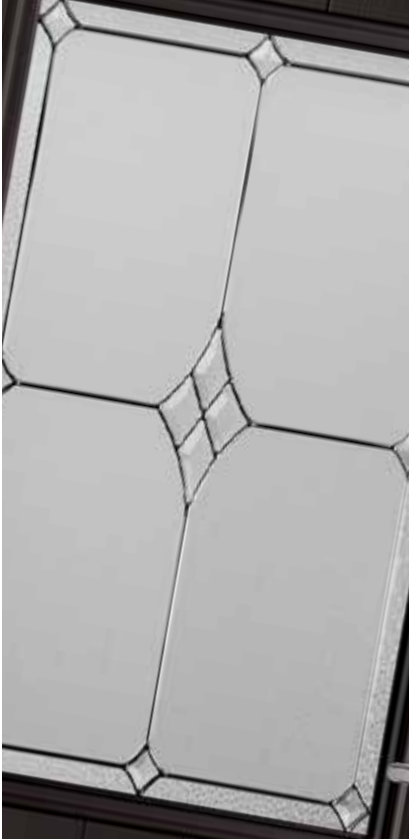


POLISHED  
GOLD



POLISHED  
CHROME

# GLAZING STYLES



RIVIERA




HARMONY



Visit the website now –  
you can even view the door  
on your own home!

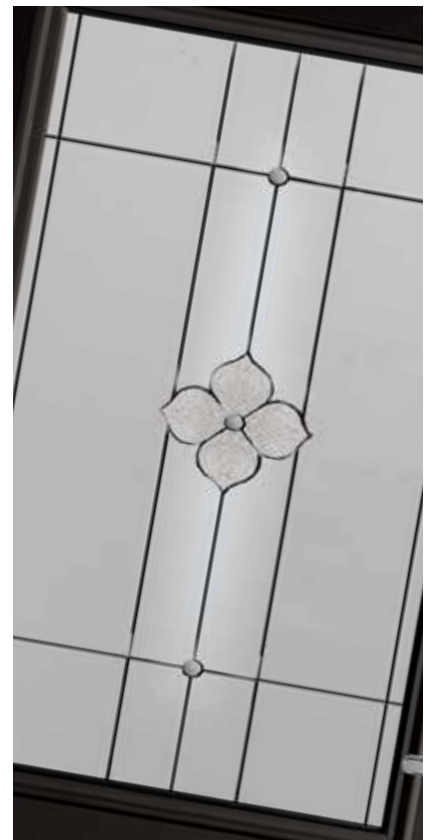
[platinumnrg.co.uk/doors/  
fortrezz-doors/](http://platinumnrg.co.uk/doors/fortrezz-doors/)



VIRTUE



ASPIRE JET



SPRING





Environmental concerns and the need to be more energy efficient are extremely important to us and our quest to act responsibly has never been stronger. With a sympathetic approach to both our surroundings, as well as the techniques we adopt, we never forget that constant changes and advancements in conservation management are actually having a positive effect on both what we produce and, the way we produce it.

FORTREZZ® Doors are made within a factory environment which works within the following guidelines to minimise on waste and energy consumption:

- 1 As a committed member of our society, we have reviewed our work systems and wherever possible, minimised our waste, energy consumption and utility usage during manufacture.
2. We manage an extensive re-cycling programme which covers packaging, polystyrene, cardboard, PVCu, timber, paper, aluminium and steel alike.
3. All of the timber used in our Composite Doors has been harvested from forests which are managed to meet the social, economic and ecological needs of both present and future generations.
4. The laminated veneer core of our product is environmentally credited which includes PEFC and Chain of Custody. This ensures that the material used in your doors has been tracked from source to its final destination and that all of the product originates from certified forests.

5. Renewable and recyclable, Kerto is a highly eco effective door core material throughout its life cycle. The timber is sustainably managed PEFC/FSC - certified from Finnish forests. Certification ensures that the entire forest supply chain promotes good practice and has the highest respect for both ethical and social standards.

6. Logistics are reviewed on a daily basis and delivery schedules adjusted to ensure that the minimum amount of miles are covered and thus the smallest volume of fuel is consumed.


7. In the manufacture of our FORTREZZ® Doors, we aim to source thermoplastic components and materials that contain nothing but LEAD FREE stabilisers, thus ensuring even less impact to our fragile environment.

8. All door frames are produced from a British EnergyPlus™ profile which provides unrivalled levels of energy efficiency and of course, extruded using 100% recyclable material which is also lead free.

9. Manufactured entirely in the UK to minimise our carbon footprint.

# FORTREZZ®

SOLID TIMBER CORE DOORS



**t:** 0800 652 3151 **e:** [info@platinumnrg.co.uk](mailto:info@platinumnrg.co.uk) **w:** [www.platinumnrg.co.uk](http://www.platinumnrg.co.uk)



YouTube



*Platinum*  
**NRG**

**BR0023** PlatinumNRG® Fortrezz Brochure **4th Edition 2019**

All rights reserved © 2019 Platinum NRG

In our ongoing quest to provide the highest quality products our designs and specifications are subject to change without any notice. Except as allowed by law, no part of this publication may be reproduced in any form without written consent.